



**District Report Card: 2017**


<b>State:</b> Tamil Nadu	<b>District:</b> Coimbatore
<b>Class:</b> 8	<b>Subject:</b> Mathematics
<b>Schools:</b> 30	<b>Students:</b> 629


**Participation/Coverage**


**Students**

 GENDER	Boys		Girls	
	Number	%	Number	%
	290	46.10	339	53.90

 AREA	Rural		Urban	
	Number	%	Number	%
	282	44.83	347	55.17

 CATEGORY	SC		ST		OBC		GEN	
	Number	%	Number	%	Number	%	Number	%
	163	25.91	18	2.86	423	67.25	25	3.97

 CWSN	LD	VI	HI	S&LD	ID	Oth
	0	0	0	0	5	0

 Management	Government		Government-aided	
	Number	%	Number	%
	389	61.84	240	38.16

**Average Performance of Students in Mathematics (%)**

Overall	Gender		Area		Management		Social Group			
	Male	Female	Rural	Urban	Govt.	Aided	SC	ST	OBC	GEN
33.25	33.33	33.18	31.96	34.29	33.11	33.47	30.63	26.30	34.33	37.07

## Performance on Learning Outcomes (LOs)

Learning Outcomes	Description	Average Performance(%)
M601	Solves problems involving large numbers by applying appropriate operations	25.08
M606	Solves problems on daily life situations involving addition and subtraction of fractions / decimals	24.09
M620	Finds out the perimeter and area of rectangular objects in the surroundings like floor of the class room, surfaces of a chalk box etc.	27.36
M621	Arranges given/collected information in the form of table, pictograph and bar graph and interprets them	27.72
M702	Interprets the division and multiplication of fractions	42.29
M705	Solves problems related to daily life situations involving rational numbers	34.50
M706	Uses exponential form of numbers to simplify problems involving multiplication and division of large numbers	16.56
M707	Adds/subtracts algebraic expressions	32.59
M710	Solves problems related to conversion of percentage to fraction and decimal and vice versa	19.02
M717	Finds out approximate area of closed shapes by using unit square grid/graph sheet	30.03
M719	Finds various representative values for simple data from her/his daily life contexts like mean, median and mode	46.89
M721	Interprets data using bar graph	41.72
M801	Generalizes properties of addition, subtraction, multiplication and division of rational numbers through patterns	23.62
M802	Finds rational numbers between two given rational numbers	38.34
M803	Proves divisibility rules of 2, 3, 4, 5, 6, 9 and 11	38.61
M804	Finds squares, cubes, square roots and cube roots of numbers using different methods	20.55
M808	Uses various algebraic identities in solving problems of daily life	47.24
M812	Verifies properties of parallelogram and establishes the relationship between them through reasoning	31.97
M818	Finds surface area and volume of cuboidal and cylindrical object	27.30
M819	Draws and interprets bar charts and pie charts	40.38

Range of Performance of Students who Answered Correctly							
Below 30%		30% - 50%		50% - 75%		Above 75%	
Number	%	Number	%	Number	%	Number	%
283	44.99	264	41.97	72	11.45	10	1.59

## Lowest Performing Learning Outcomes (LOs)

- 1 - Uses exponential form of numbers to simplify problems involving multiplication and division of large numbers (16.56)
- 2 - Solves problems related to conversion of percentage to fraction and decimal and vice versa (19.02)
- 3 - Finds squares, cubes, square roots and cube roots of numbers using different methods (20.55)

4 - Generalizes properties of addition, subtraction, multiplication and division of rational numbers through patterns (23.62)

5 - Solves problems on daily life situations involving addition and subtraction of fractions / decimals (24.09)